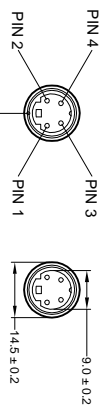
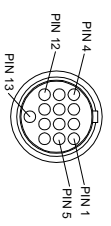


**VIEW A**



PIN #	WIRE COLOUR	DESCRIPTION
1	YELLOW	VIDEO
2	RED	+12V
3	BLUE	ADD. FUNCTION
4	WHITE	AUDIO
5	SHIELD	GND

**VIEW B**

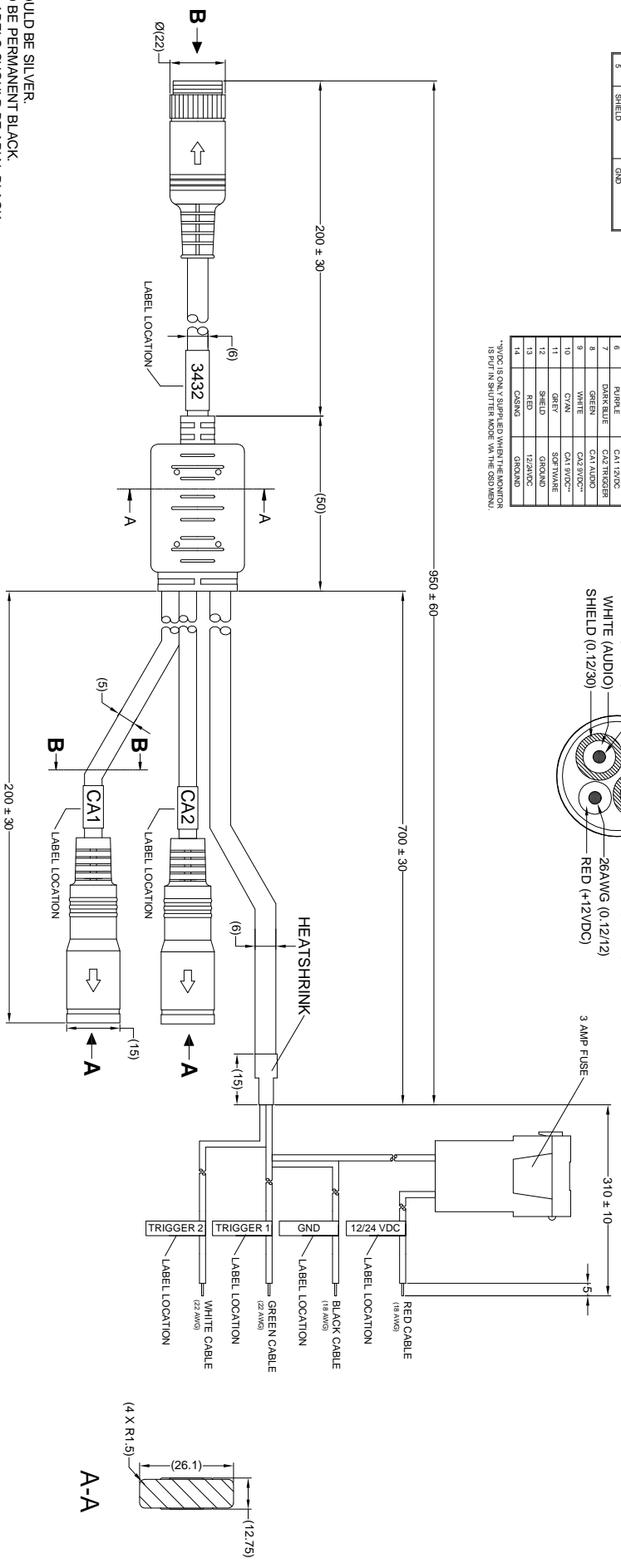
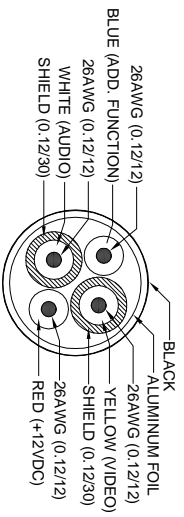


**13 PIN FEMALE MATING FACE**

PIN #	WIRE COLOUR	DESCRIPTION
1	PINK	CA2 VIDEO
2	LIGHT BLUE	CA2 AUDIO
3	BROWN	CA1 TRIGGER
4	ORANGE	CA2 AUDIO
5	YELLOW	CA1 VIDEO
6	PURPLE	CA1 AUDIO
7	DARK BLUE	CA1 TRIGGER
8	GREEN	CA2 AUDIO
9	WHITE	CA2 VIDEO
10	CYAN	CA1 VIDEO
11	SHIELD	SHIELDING
12	RED	12VDC
13	RED	12VDC
14	CRANK	GROUND

\*9VDC BULK STRIPPED WHEN THE MONITOR IS SUPPLIED FROM MONITOR VENDOR.

**VIEW B-B**



- SPECIFICATIONS**
- 1) ALL LABELS SHOULD BE SILVER
  - 2) ALL INK SHOULD BE PERMANENT BLACK
  - 3) FONT USED ON LABELS SHOULD BE ARIAL BLACK
  - 4) ALL TEXT PRINTED SHOULD BE 4MM.
  - 5) ALL STRIPPED ENDS SHOULD BE TINNED.
  - 6) CONNECTOR GUIDES MUST LINE UP WITH ARROW.
  - 7) ACTUAL FUSE HOLDER MAY VARY ALTHOUGH SPECIFICATION MUST REMAIN THE SAME.

**PROPRIETARY NOTICE**  
 THIS DESIGN AND TECHNICAL INFORMATION APPEARING ON THIS DRAWING IS THE PROPERTY OF BRIGADE ELECTRONICS, AND IS DISCLOSED IN CONFIDENCE. IT IS NOT TO BE COPIED, REPRODUCED, REVEALED TO OR EXPLOITED BY OTHERS, EITHER IN WHOLE OR IN PART WITHOUT THE EXPRESS WRITTEN CONSENT OF BRIGADE ELECTRONICS.

Revision Notes			
R1 - CONNECTOR CHANGED	Drawn: KERAL	Checked: JNEWMAN	Approved: - Date: 22/07/10
APA: -	Drawn: -	Checked: -	Approved: - Date: -
R2 - FRAME UPDATED, DIMENSION IN A-A CORRECTED, LABEL CORRECTED.	Drawn: -	Checked: -	Approved: - Date: -
APA: -	Drawn: -	Checked: -	Approved: - Date: -
R3 - VIEW A PINOUT TABLE UPDATED, CABLE BUILDUP ADDED, AS PER ECR CR-A204.	Drawn: RBATES	Checked: BCHILD	Approved: GRUTH Date: 24/06/14
APA: TCHOI	Drawn: RBATES	Checked: BCHILD	Approved: GRUTH Date: 24/06/14
R4 - NOTES UPDATED TO INCLUDE FUSE HOLDER STATEMENT, STANDARDS UPDATED AS PER Q1635.	Drawn: RBATES	Checked: RBATES	Approved: SMATTHEWS Date: 07/08/2014
APA: TCHOI	Drawn: RBATES	Checked: RBATES	Approved: SMATTHEWS Date: 07/08/2014

**BRIGADE**  
 www.brigade-electronics.com

<p>Angle of Projection Third Angle</p>	<p>Assembly Pl Approval TCHOI - 20/03/13</p>	<p>Approved by DKERAL</p>	<p>Checked by MBUTLER</p>	<p>Drawn by JNEWMAN</p>
<p>Status RELEASE</p>	<p>Units mm</p>	<p>Scale N/A</p>	<p>Released 07/07/10</p>	<p>Assembly Ref -</p>
<p>Part No 3432</p>	<p>BE-970WM-CA</p>	<p>BE-001291-04-10</p>	<p>BE-001291-04-10</p>	<p>BE-001291-04-10</p>